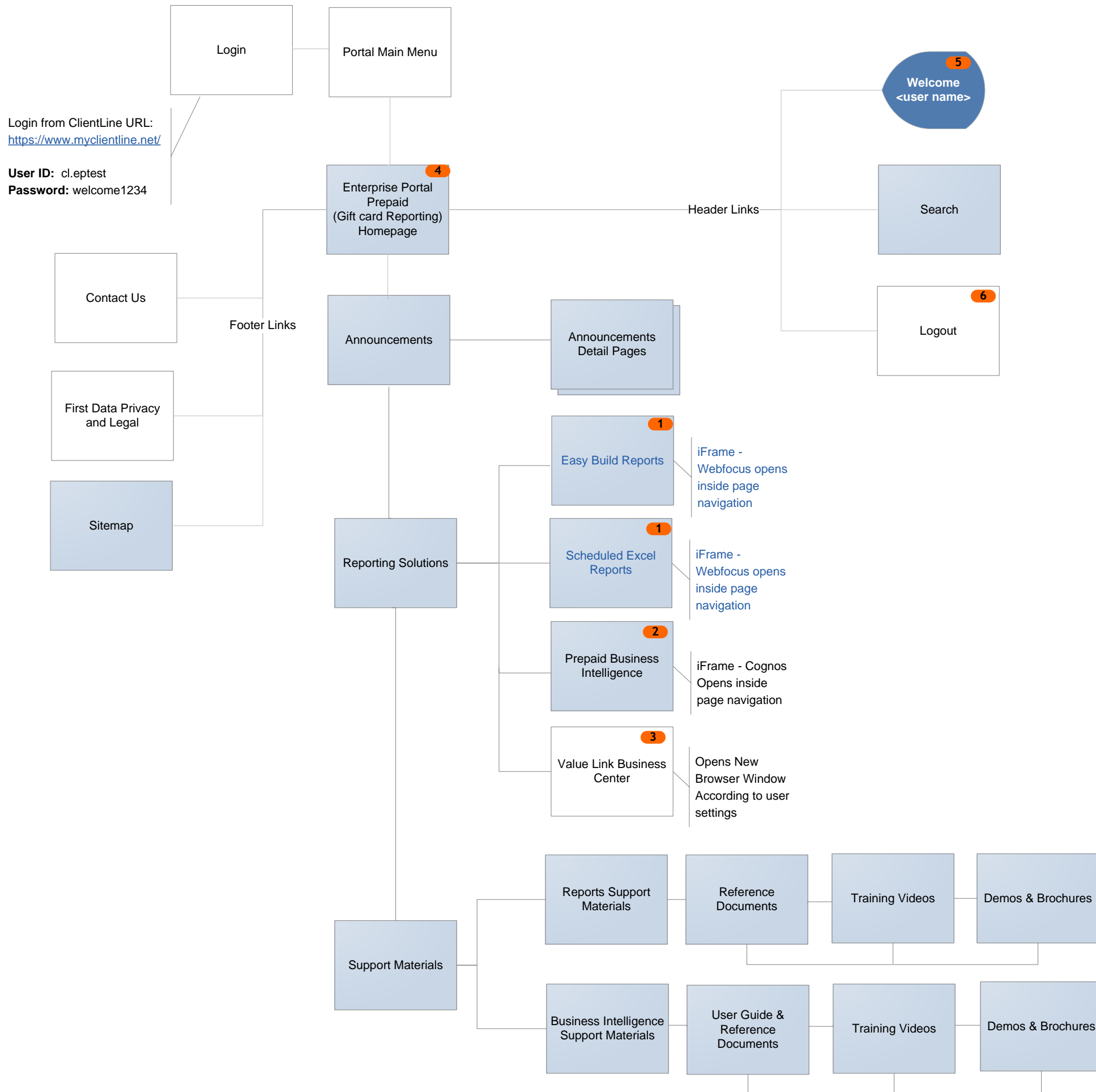


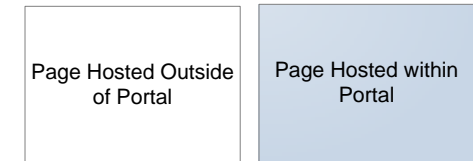
First Data Corporation

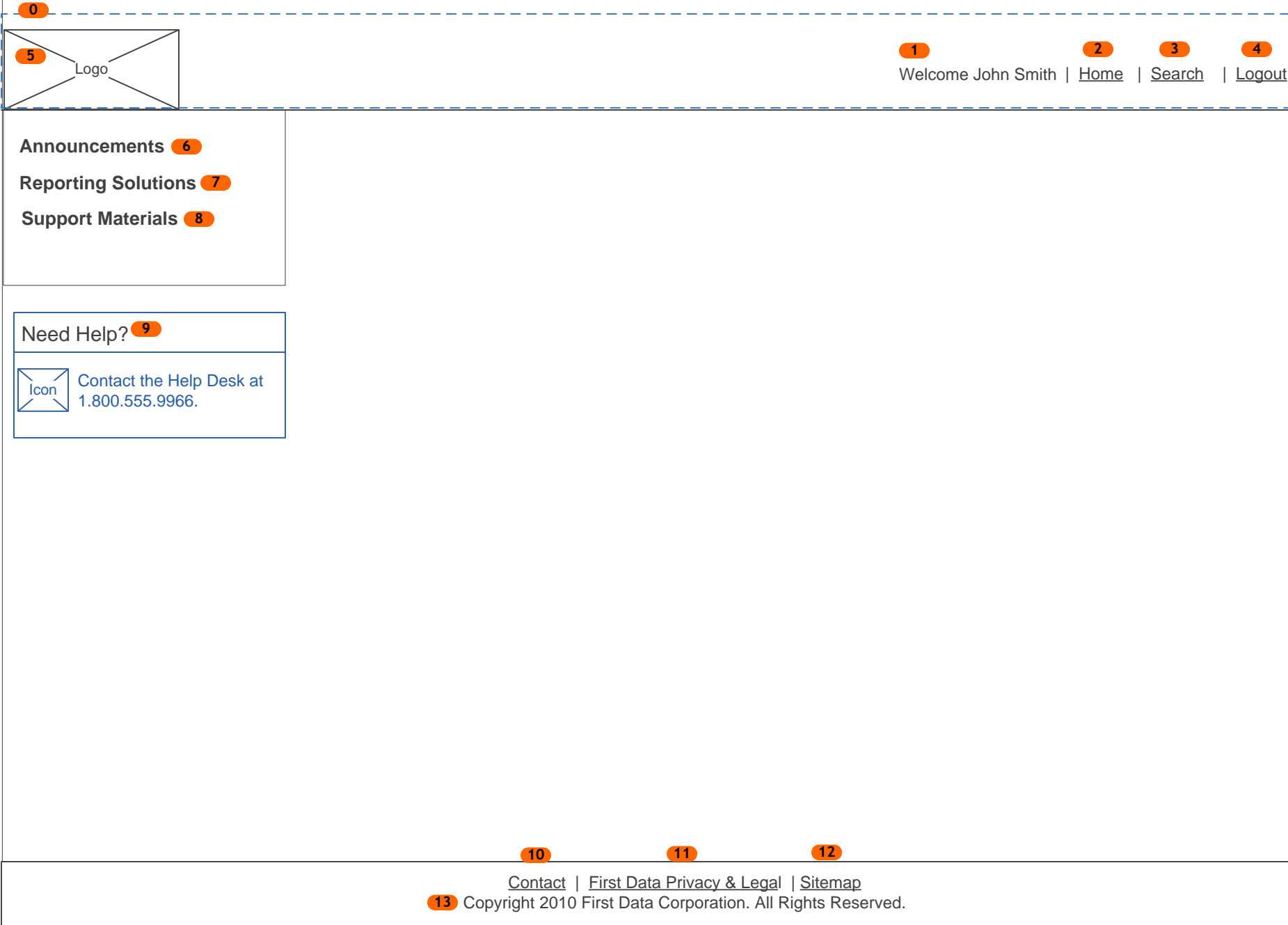
Prepaid Portal Implementation User Experience Design Wireframes v1.8



Description

- 1** Reports open Webfocus Reports section in an iFrame.
 - 2** Business Intelligence opens Cognos in an iFrame.
 - 3** VLBC link should forward user to the VLBC page according to the user's browser settings.
 - 4** Design portal for 1024 x 768 resolution and test to ensure resizing window smaller collapses the header and footer somewhat.
- Pages should display properly in the following browsers:
- Internet Explorer 7.0 and 8.0
 - Firefox
 - Safari
- 5** Welcome <user name> - system generated when user logins.
 - 6** Opens the ClientLine Login page URL: www.myclientline.net



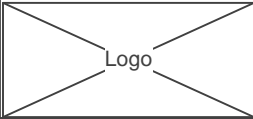


Description

The header, footer and left nav areas are common on all pages unless otherwise not displayed. For example, the iFrame pages are full width.

Display

- 0 Header section. This section is displayed through all pages of the Prepaid Portal section.
- 1 SYSTEM GENERATED: Welcome <user> defaults based on user login.
- 2 LINK - navigates user back to the main landing page (Home page).
- 3 LINK - Opens the Search page and allows the user to enter and receive results on a query. (same RGB as item 2).
- 4 LINK - logs the user out of the current session and opens the Login Page.
- 5 IMAGE - First Data Logo
- 6 NAVIGATION - opens the Announcements Landing Page.
- 7 NAVIGATION - opens the Reports Landing Page.
- 8 NAVIGATION - Opens the Support Materials Page.
- 9 CONTENT - descriptive information displayed for contact information. Content Owner should be able to edit this section.
- 10 LINK - navigates user to the Contact page
URL: http://www.firstdata.com/en_us/contact
- 11 LINK - navigates user to the Privacy and Legal page
URL: http://www.firstdata.com/en_us/privacy
- 12 LINK - navigates user to the Sitemap page.
- 13 CONTENT - copyright




Welcome John Smith | [Home](#) | [Search](#) | [Logout](#)

- Announcements
- Reporting Solutions
- Support Materials

Gift Card Reporting Solutions 1

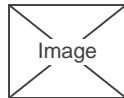
Reporting solutions to help clients manage their gift card programs. Flexible online reporting and targeted static reports are available to help multiple user groups manage the various aspects of their program.

Need Help?




Contact the Help Desk at 1.800.555.9966.

Get Started



Easy Build Reports 2

Access feature-rich reports with multiple filters to meet your specific business needs.




Scheduled Excel Reports 3

Access targeted and scheduled reports providing you timely and historical data.



Business Intelligence 4

Access flexible, interactive online reporting information to manage your gift card data.



ValueLink Business Center 5

Access scheduled text reports to include Daily Summary and Help Desk manage your business needs.

Announcements

[Welcome to the new Gift Card Reporting Solutions Portal!](#) 6

[Scheduled Text Reports Still Available at ValueLink Business Center](#)

7 [More >>](#)

Description

This is the first page displayed to a user after successful login.

Display

1 **IMAGE and CONTENT** - descriptive information displayed to welcome user to the Prepaid Portal.

GET STARTED

Allow no more than 2 lines of text in the description of each content item.

2 **NAVIGATION** - opens the Easy Build Reports section of Webfocus in an iFrame (Easy Build Reports landing page). Link font should be larger than rest of text.

3 **NAVIGATION** - Opens the Scheduled Excel Reports section of Webfocus in iFrame (Scheduled Excel Reports landing page).

4 **NAVIGATION** - opens Cognos in an iFrame (Business Intelligence landing page). Link font should be larger than rest of text. Link displays only for users that have access to Business Intelligence.

5 **NAVIGATION** - opens the VLBC Page URL: [http:// www.valuelink.biz](http://www.valuelink.biz). Link font should be larger than rest of text. Will open based upon the user's browser settings.

ANNOUNCEMENTS

Allow no more than 2 lines of link text.

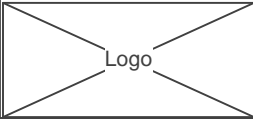
6 **LINK** - navigates user to the selected Announcement Details page. No more than 3 announcements should display in Announcements.

7 **LINK** - navigates user to the Announcements landing page.

Content Owner Editable Fields

Content Owner should be able to edit the following sections on this page:


- Content in Header image
- Need Help
- Announcements
- Get Started



Welcome John Smith | [Home](#) | [Search](#) | [Logout](#)

- Announcements
- Reporting Solutions
- Support Materials

Need Help?

 Contact the Help Desk at 1.800.555.9966.

<Gutter: 11px>

Announcements

<< | < | ≥ | >> | Number of items to display: 5 | 10 | All **3**

[Welcome to the new Gift Card Reporting Services Portal!](#) **1**

The Gift Card Reporting Solutions portal provides quick access to relevant and useful reporting solutions to manage your every day and specific business needs. **2**

[Scheduled Text Reports Still Available at ValueLink Business Center](#)

For the first release of the Gift Card Reporting Solutions portal, clients will access Daily Summary (DSR/IDSR) and Help Desk scheduled text reports through the ValueLink Business Center.

<< | < | ≥ | >> | Number of items to display: 5 | 10 | All **3**

Description

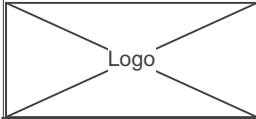
Displays when the Announcements link is selected from the left nav or the >>More link from the Announcements section.

Display

- 1** LINK - opens the announcement details page for this article..
- 2** CONTENT - short description about the announcement.
- 3** NAVIGATION - pagination controls for multiple items including results per page and page number.

There should be space between the global left navigation and the page content. At least 11 px.


CONTENT ITEMS ARE EDITABLE BY CONTENT CONTRIBUTOR.



Welcome John Smith | [Home](#) | [Search](#) | [Logout](#)

- Announcements
- Reporting Solutions
- Support Materials

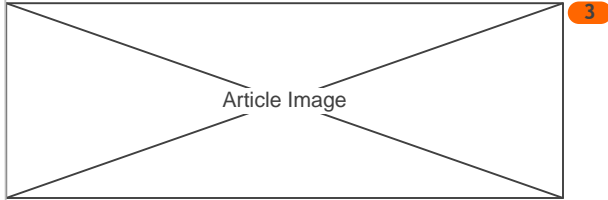
Need Help?

 Contact the Help Desk at 1.800.555.9966.

<Gutter: 11px>

Announcements 1

Welcome to the new Gift Card Reporting Solutions Portal! 2



The Gift Card Reporting Solutions portal provides quick access to relevant and useful reporting solutions to manage your every day and specific business needs. In addition, valuable support materials are available to assist you in learning more and educating others on reporting solutions products. 4

[<< Back to Announcements](#) 5

Description

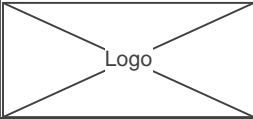
Displays when an Announcement link is selected from the homepage Announcement section or from the Announcements landing page.

Display

- 1 CONTENT - Page header "Announcements" should appear on all Announcement detail pages.
- 2 CONTENT - Announcement Title Header. Displays under the Page Header "Announcements."
- 3 IMAGE - Content Owners upload images. This is an optional field and image size should be pre-defined by the system.
- 4 CONTENT - Descriptive content added by the Content Owner.
- 5 NAVIGATION - navigates user back to the Announcements Landing Page.

There should be space between the global left navigation and the page content. At least 11 px.


CONTENT ITEMS ARE EDITABLE BY CONTENT CONTRIBUTOR.



Welcome John Smith | [Home](#) | [Search](#) | [Logout](#)

- Announcements
- Reporting Solutions
- Support Materials

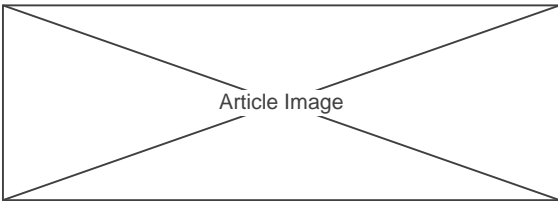
Need Help?

 Contact the Help Desk at 1.800.555.9966.

<Gutter: 11px>

Announcements

Scheduled Text Reports Still Available at ValueLink Business Center 2



For the first release of the Gift Card Reporting Solutions portal, clients will access Daily Summary (DSR/IDSR) and Help Desk scheduled text reports through the [ValueLink Business Center](#). 4 5

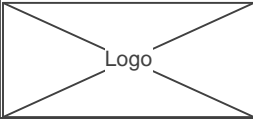
[<< Back to Announcements](#) 6

Description

Displays when an Announcement link is selected from the homepage Announcement section or from the Announcements landing page.

Display


- 1** CONTENT - Page header "Announcements" should appear on all Announcement detail pages.
- 2** CONTENT - Announcement Title Header. Displays under the Page Header "Announcements."
- 3** IMAGE - Content Owners upload images. This is an optional field and image size should be pre-defined by the system.
- 4** CONTENT - Descriptive content added by the Content Owner.
- 5** NAVIGATION - Displays the ValueLink Business Center application. URL: [http:// www.valuelink.biz](http://www.valuelink.biz).
- 6** NAVIGATION - navigates user back to the Announcements Landing Page.
There should be space between the global left navigation and the page content. At least 11 px.
CONTENT ITEMS ARE EDITABLE BY CONTENT CONTRIBUTOR.



Welcome John Smith | [Home](#) | [Search](#) | [Logout](#)


- Announcements
- Reporting Solutions
- Support Materials

Need Help?

 Contact the Help Desk at 1.800.555.9966.


<Gutter: 11px>

Reporting Solutions 1




Easy Build Reports 2

Access feature-rich reports with multiple filters to meet your specific business needs.




Scheduled Excel Reports 3

Access targeted and scheduled reports providing you timely and historical data.



Business Intelligence 4

Access flexible, interactive online reporting information to manage your gift card data.



ValueLink Business Center 5

Access scheduled text reports to include Daily Summary and Help Desk manage your business needs.

Description

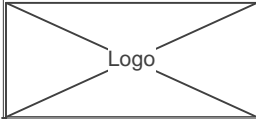
Displays when Reporting Solutions link is selected from the left nav.

Display

- 1 CONTENT - Page header.
- 2 NAVIGATION - opens Webfocus Easy Build Reports section in an iFrame (Easy Build Reports landing page).
- 3 NAVIGATION - opens Webfocus Scheduled Excel Reports in an iFrame. (Scheduled Excel Reports landing page).
- 4 NAVIGATION - opens Cognos in an iFrame. Link will only display for users who have access to Business Intelligence.
- 5 NAVIGATION - opens the VLBC Page URL: [http:// www.valuelink.biz](http://www.valuelink.biz)

There should be space between the global left navigation and the page content. At least 11 px.

CONTENT ITEMS ARE EDITABLE BY CONTENT CONTRIBUTOR.



Welcome John Smith | [Home](#) | [Search](#) | [Logout](#)

Easy Build Reports

iFrame
<Webfocus Easy Build Reports section displays here>

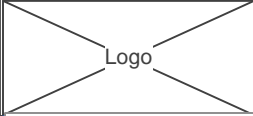
[Contact](#) | [First Data Privacy & Legal](#) | [Sitemap](#)
Copyright 2010 First Data Corporation. All Rights Reserved.

Description

Displays when Easy Build Reports link is selected from the Get Started section of the Homepage or from the Reporting Solutions landing page.

QA NOTES:

Internet Explorer will prompt a pop-up window; select "no" to continue.



Welcome John Smith | [Home](#) | [Search](#) | [Logout](#)

Scheduled Excel Reports

iFrame
<Webfocus Scheduled Excel Reports section displays here>

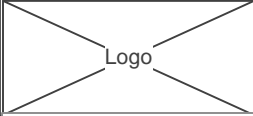
[Contact](#) | [First Data Privacy & Legal](#) | [Sitemap](#)
Copyright 2010 First Data Corporation. All Rights Reserved.

Description

Displays when Scheduled Excel Reports link is selected from the Get Started section of the Homepage or from the Reporting Solutions landing page.

QA NOTES:

Internet Explorer will prompt a pop-up window; select "no" to continue.



Welcome John Smith | [Home](#) | [Search](#) | [Logout](#)

Business Intelligence

[1 Help](#)

IFrame
<Business Intelligence Cognos application displays here>
</EnterprisePortalContent/EnterprisePortal/Prepaid/Reporting Solutions/IFrames/CognosiFrame>

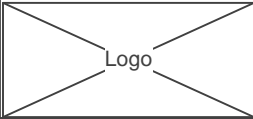
[Contact](#) | [First Data Privacy & Legal](#) | [Sitemap](#)
Copyright 2010 First Data Corporation. All Rights Reserved.

Description

Displays when Prepaid Business Intelligence link is selected from the Get Started section of the Homepage or from the Reporting Solutions landing page.

Display


1 LINK - Opens Business Intelligence Help in RoboHelp.



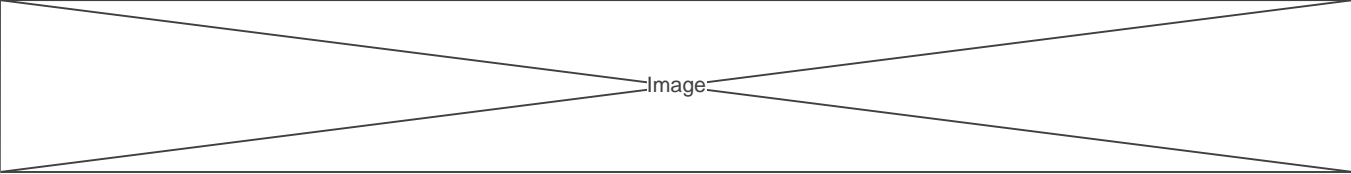
Welcome John Smith | [Home](#) | [Search](#) | [Logout](#)

- Announcements
- Reporting Solutions
- Support Materials

Need Help?

 Contact the Help Desk at 1.800.555.9966.

Support Materials 1



2

Reports Support Materials

Learn more about benefits and features through demos, training videos, brochures, and reference documents.

- [Reference Documents](#) 3
- [Training Videos](#) 4
- [Demos & Brochures](#) 5

6

Business Intelligence Support Materials

Learn more about benefits and features through demos, training videos, brochures, reference documents, [and](#) user guides.

- [User Guide & Reference Documents](#) 7
- [Training Videos](#) 8
- [Demos & Brochures](#) 9

<Gutter: 11px>

Description

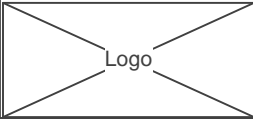
Displays when Support Materials link is selected from the left nav.

Display

- 1 CONTENT - Page header
- 2 CONTENT - Section header and descriptive content.
- 3 LINK - Opens the Reports Support Materials Reference Documents page.
- 4 LINK - Opens the Report Support Materials Training Videos page.
- 5 LINK - Opens the Report Support Material Demos & Brochures page.
- 6 CONTENT - Section header and descriptive content.
- 7 LINK - Opens the Business Intelligence Reference Documents & User Guides page.
- 8 LINK - Opens the Business Intelligence Training Videos page..
- 9 LINK - Opens the Business Intelligence Demos & Brochures page.

NOTE:

Link icons can be a smaller version of the icons located on the Support Materials landing pages section headers (i.e., Demos & Brochures, etc...).



Welcome John Smith | [Home](#) | [Search](#) | [Logout](#)

- Announcements
- Reporting Solutions
- Support Materials

Need Help?

Contact the Help Desk at 1.800.555.9966.

Support Materials

Reports Support Materials

Icon	Reference Documents
5	<p>Reference Document Number 1 1</p> <p>nteger arcu metus, iaculis at, tristique nec, elementum imperdiet. 2</p> <p>View</p>
	<p>Reference Document Number 2</p> <p>nteger arcu metus, iaculis at, tristique nec, elementum imperdiet.</p> <p>View</p>
	<p>Reference Document Number 3</p> <p>nteger arcu metus, iaculis at, tristique nec, elementum imperdiet.</p> <p>View</p>
	<p>Reference Document Number 4</p> <p>nteger arcu metus, iaculis at, tristique nec, elementum imperdiet.</p> <p>View</p>
	<p>Reference Document Number 5</p> <p>View</p>

Additional Support Materials

- [Demos & Brochures](#) 3
- [Training Videos](#) 4

If there are no reference documents listed, the following message will display:

Reference documents are not available at this time.

<Gutter: 11px>

Description

Page displays when the Reports Support Materials Training Reference Documents link is selected from the Supports Materials page.

Display

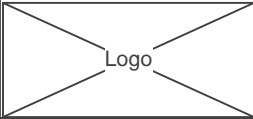
- 1** **CONTENT** - descriptive header and information displayed about the document.
- 2** **BUTTON** - Opens or initiates download of the file.
- 3** **NAVIGATION** - Opens Reports Support Materials Demos & Brochures page. Icon should be the same as the one on the Supports Materials page.
- 4** **NAVIGATION** - Opens Reports Support Materials Training Videos page. Icon should be the same as the one on the Supports Materials page.

NOTE:

There will be approximately 20 Reference Documents listed on this page.

- 5** If there are no reference documents listed under this section, the following message will display:

Reference documents are not available at this time.



Welcome John Smith | [Home](#) | [Search](#) | [Logout](#)

- Announcements
- Reporting Solutions
- Support Materials

Support Materials

Reports Support Materials

Training Videos

- 5
Training Video Number 1 1
View
2

nteger arcu metus, iaculis at, tristique nec, elementum imperdiet.
- Training Video Number 2**
View

nteger arcu metus, iaculis at, tristique nec, elementum imperdiet.
- Training Video Number 3**
View

nteger arcu metus, iaculis at, tristique nec, elementum imperdiet.
- Training Video Number 4**
View

nteger arcu metus, iaculis at, tristique nec, elementum imperdiet.

Additional Support Materials


- [Demos & Brochures](#) 3
- [Reference Documents](#) 4

If there are no Training Videos listed, the following message will display:

Training Videos are not available at this time.

<Gutter: 11px>

Need Help?

 Contact the Help Desk at 1.800.555.9966.

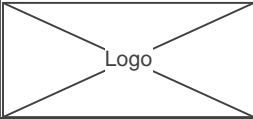
Description

Page displays when the Reports Support Materials Training Videos link is selected from the Supports Materials page.

Display

- 1 **CONTENT** - descriptive header and information displayed about the document.
 - 2 **BUTTON** - initiates download of the file.
 - 3 **NAVIGATION** - Opens Reports Support Materials Demos & Brochures page. Icon should be the same as the one on the Supports Materials page.
 - 4 **NAVIGATION** - Opens Reports Support Materials Reference Documents page. Icon should be the same as the one on the Supports Materials page.
- NOTE:**
There will be approximately 20 Training Videos listed on this page.
- 5 If there are no Training Videos listed under this section, the following message will display:

Training Videos are not available at this time.



Welcome John Smith | [Home](#) | [Search](#) | [Logout](#)

- Announcements
- Reporting Solutions
- Support Materials

Need Help?

Contact the Help Desk at 1.800.555.9966.

Support Materials

Reports Support Materials

Demos

Demo Number 1 1
 nteger arcu metus, iaculis at, tristique nec, elementum imperdiet. 2 [View](#)

Brochures

Brochure Number 1 5
 nteger arcu metus, iaculis at, tristique nec, elementum imperdiet. [View](#)

Brochure Number 2
 nteger arcu metus, iaculis at, tristique nec, elementum imperdiet. [View](#)

Additional Support Materials

- Training Videos 3
- Reference Documents 4

If there are no demos or brochures listed under these sections, the following message(s) will display:

Demos are not available at this time.

Brochures are not available at this time.

<Gutter: 11px>

Description

Page displays when the Reports Supports Demos & Brochures link is selected from the Supports Materials page.

Display

- 1 CONTENT** - descriptive header and information displayed about the document.
- 2 BUTTON** - initiates download of the file.
- 3 NAVIGATION** - Opens Reports Support Materials Training Videos page. Icon should be the same as the one on the Supports Materials page.
- 4 NAVIGATION** - Opens Reports Support Materials Reference Documents page. Icon should be the same as the one on the Supports Materials page.

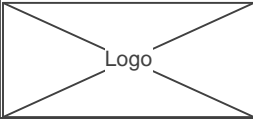
NOTE:

There will be 1 Demo and 1 to 2 Brochures listed on this page.

- 5** If there are no demos or brochures listed under these sections, the following message(s) will display:

Demos are not available at this time.

Brochures are not available at this time.



Welcome John Smith | [Home](#) | [Search](#) | [Logout](#)


- Announcements
- Reporting Solutions
- Support Materials

Need Help?


Contact the Help Desk at 1.800.555.9966.

Support Materials

Business Intelligence Support Materials

 **User Guide**

User Guide 1
 nteger arcu metus, iaculis at, tristique nec, elementum imperdiet. 2 [View](#)

 **Reference Documents**

Reference Document Number 1 5 [View](#)
 nteger arcu metus, iaculis at, tristique nec, elementum imperdiet.

Reference Document Number 2 [View](#)
 nteger arcu metus, iaculis at, tristique nec, elementum imperdiet.

Reference Document Number 3 [View](#)
 nteger arcu metus, iaculis at, tristique nec, elementum imperdiet.

Additional Support Materials

- [Training Videos](#) 3
- [Demos & Brochures](#) 4

If there are no user guides or reference documents listed under these sections, the following message(s) will display:

User Guides are not available at this time.

Reference Documents are not available at this time.

Description

Page displays when the Business Intelligence Support Materials User Guide & Reference Documents link is selected from the Supports Materials page.

Display

- 1 CONTENT** - descriptive header and information displayed about the document.
- 2 BUTTON** - initiates download of the file.
- 3 NAVIGATION** - Opens Business Intelligence Support Materials Training Videos page. Icon should be the same as the one on the Supports Materials page.
- 4 NAVIGATION** - Opens Business Intelligence Support Materials Demos & Brochures page. Icon should be the same as the one on the Supports Materials page.

NOTE:

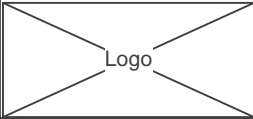
There will be 1 user guide and approximately 10 reference documents listed.

- 5** If there are no user guides or reference documents listed under this section, the following message(s) will display:

Users Guides are not available at this time.

Brochures are not available at this time.


<Gutter: 11px>



Welcome John Smith | [Home](#) | [Search](#) | [Logout](#)


- Announcements
- Reporting Solutions
- Support Materials

Need Help?



 Contact the Help Desk at 1.800.555.9966.

Support Materials

Business Intelligence Support Materials

 Training Videos	
5 Training Video Number 1 1 nteger arcu metus, iaculis at, tristique nec, elementum imperdiet.	View 2
Training Video Number 2 nteger arcu metus, iaculis at, tristique nec, elementum imperdiet.	View
Training Video Number 3 nteger arcu metus, iaculis at, tristique nec, elementum imperdiet.	View
Training Video Number 4 nteger arcu metus, iaculis at, tristique nec, elementum imperdiet.	View
Training Video Number 5	View

Additional Support Materials

-  [User Guide & Reference Documents](#) **3**
-  [Demos & Brochures](#) **4**

If there are no training videos listed in this section, the following message will display:

Training Videos are not available at this time.

Gutter: 11px

Description

Page displays when the Business Intelligence Support Materials Training Videos link is selected from the Supports Materials page.

Display

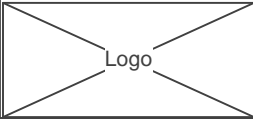
- 1** CONTENT - descriptive header and information displayed about the document.
- 2** BUTTON - initiates download of the file.
- 3** NAVIGATION - Opens Business Intelligence Support Materials User Guide & Reference Documents page. Icon should be the same as the one on the Supports Materials page.
- 4** NAVIGATION - Opens Business Intelligence Support Materials Demos & Brochures page. Icon should be the same as the one on the Supports Materials page.

NOTE:

There will be approximately 10 training videos listed on this page.

- 5** If there are no Training Videos listed under this section, the following message will display:

Training Videos are not available at this time.



Welcome John Smith | [Home](#) | [Search](#) | [Logout](#)

- Announcements
- Reporting Solutions
- Support Materials

Support Materials

Business Intelligence Support Materials

Demos

Demo Number 1 1 [View](#) 2
 nteger arcu metus, iaculis at, tristique nec, elementum imperdiet.

Brochures

Brochure Number 1 [View](#)
 nteger arcu metus, iaculis at, tristique nec, elementum imperdiet.

Brochure Number 2 [View](#)
 nteger arcu metus, iaculis at, tristique nec, elementum imperdiet.

Additional Support Materials

- [User Guide & Reference Documents](#) 3
- [Training Videos](#) 4

If there are no demos or brochures listed in these sections, the following message(s) will display:

Demos are not available at this time.

Brochures are not available at this time.

Description

Page displays when the Business Intelligence Support Materials Demos & Brochures link is selected from the Supports Materials page.

Display

- 1 CONTENT** - descriptive header and information displayed about the document.
- 2 BUTTON** - initiates download of the file.
- 3 NAVIGATION** - Opens Business Intelligence Support Materials User Guide & Reference Documents page. Icon should be the same as the one on the Supports Materials page.
- 4 NAVIGATION** - Opens Business Intelligence Support Materials Training Videos page. Icon should be the same as the one on the Supports Materials page.

NOTE:

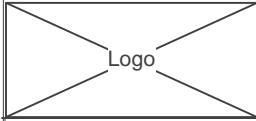
There will be 1 demo and 1 to 2 brochures listed on this page.

If there are no demos or brochures listed in these sections, the following message(s) will display:

Demos are not available at this time.

Brochures are not available at this time.

<Gutter: 11px>



Welcome John Smith | [Home](#) | [Search](#) | [Logout](#)

Display

System Generated

Search for:

Reports

There is 1 result for Reports

Sorted by Relevance | [Sort by Date](#) | [Hide Details](#) |

1 - 1

100% **Reporting Solutions**

8/13/10

<https://n3dvap026.1dc.com/seedlist/myserver/ep?SeedlistId=7164618042999b91b461fd3e67209277&Source=com.ibm.workplace.wcm.plugins.seedlist.retriever.WCMRetrieverFactory&Action=GetDocuments>

Sorted by Relevance | [Sort by Date](#) | [Hide Details](#) |

1 - 1

There is 1 result for Reports